



Easy Pond-Keeping

DURING THE FALL SEASON





The fall season is a wondrous time to enjoy your water garden, what with all the luscious fall colors, fewer bugs, and comfortable temperatures. To keep your pond looking its best during the autumn season, follow our simple tips for fall pond care.

If you've owned a pond for a couple of years or more, you might have noticed that your pond water is typically clearer and cleaner during the fall season. This phenomenon is most likely due to cooler weather and lush plants shading your pond. 🍁



REMOVE LEAVES AND DEBRIS

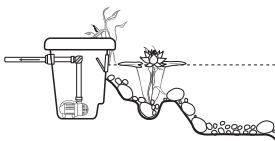
Depending where you live, leaves can start dropping in early September before they even turn color. Your pond skimmer will do a good job removing leaves and debris from the surface of the water, but you can also pluck them off the water as you see them (some people like tinkering with their pond). If you notice a few have settled to the bottom of the pond, remove them before they have a chance to decay.





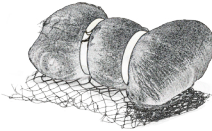
The pond water should still be warm from the summer months, so feel free to wade into the pond to scoop them up. Just be careful of slippery rocks underfoot. If you don't like getting wet, you can use a pond net to remove them. You'll know you have too much organic matter in the pond when the water starts turning brown. If this happens, add [Aquascape Activated Pond Carbon](#) to help clear the water. 🍁






CHECK YOUR SKIMMER BASKET

You want to check your skimmer basket more frequently when the fall season begins. Hopefully you have an [Aquascape skimmer](#) with its easy-to-remove debris basket. Simply take the basket out of the skimmer and remove any leaves and debris. On occasion, you'll find leaves and debris outside of the basket. You can reach into the skimmer and pull them out by hand, or use a small net to scoop out any debris that escaped the confines of your basket. When you're done, slide the basket back into place. You should check the skimmer every couple of days at the beginning of the season, and then check it daily when fall is in full swing. 🐟



INSTALL POND NETTING

Be sure to net your pond while the colorful spectrum of leaves is still clinging to the trees. Preparing to catch the leaves before they fall is one of the best things you can do to minimize pond maintenance. Putting [Aquascape Protective Pond Netting](#) over your water feature before leaves start falling from trees is the easiest way to contain and manage leaf control. Once all the leaves have fallen, simply roll up the net, discard the leaves, and put the net away until the next time it's needed.



If you didn't install netting, you'll probably have a buildup of leaves and debris that need to be removed. A long-handled [pond net](#) makes an easy job of scooping the debris from the bottom of the pond. If you leave the debris on the bottom of the pond, you'll be creating a bigger mess to face in the spring. 🌀



TAKE PROPER CARE OF PLANTS


Stop fertilizing your pond plants when the weather turns cooler as this will let your plants know that the season is coming to an end. Trim dead foliage to remove excessive organic debris that would otherwise decompose in the water. Your tropical and hardy water lilies will continue to thrive until the first frost. Cut back hardy waterlilies just above the base of the plant and cut back marginal plants that could droop over into the water. 🌸



ADD COLD WATER BACTERIA

Add [Aquascape Cold Water Beneficial Bacteria](#) to help keep pond water clean and clear during the cooler months. Cold Water Beneficial Bacteria contains concentrated strains of beneficial bacteria designed to work in temperatures lower than 50 degrees. Weekly use of cold water bacteria helps maintain water quality and clarity, as well as dramatically reduces spring maintenance by digesting debris that may accumulate over the winter months. 🌀





ENSURE HEALTHY FISH BEFORE WINTER

You want to make sure your fish are in good condition before they go into hibernation. When the water temperature falls below 60 degrees, the metabolism and digestion of your fish begins to slow down. [Aquascape Premium Cold Water Fish Food](#) is scientifically formulated to properly nourish your fish during these lower temperatures. Be sure to stop feeding your fish altogether when water temperature falls below 50 degrees. 🐟

HELPFUL RESOURCES:

Seasonal Products

Visit our [seasonal product resource page](#) for everything you need to keep your pond healthy during the fall season.

Water Garden Blog

Access helpful pond, waterfall, and fountain articles on our website at aquascapeinc.com/water-gardening.

Pondside Monthly: Free E-Newsletter

Sign up at aquascapeinc.com/pondside-monthly-e-newsletter to receive our free monthly e-newsletter, Pondside Monthly. At the beginning of each month, you'll receive helpful tips and articles related to all things water gardening!



aquascapeinc.com/



facebook.com/AquascapeInc/



pinterest.com/aquascapeinc/



youtube.com/gregwittstockthepondguy



youtube.com/aquascape4

